



F 33



F 34



F 35



F 36



DELTA



MILANO




MILANO L




NAPOLEON O




LAMELE 1



LAMELE 2



LAMELE 4



LAMELE 5



W



W 1



W 2



W 3




NEAPOL



NEAPOL L



NERON L



NERON



LAMELE



DĄB SĘKATY, LAMELE 3



FUF35 DĄB 2201



FW 35 DĄB DZIKI



MODICA F 43




LOTHUS F 41



F 40



F 300



F 117



SANTA I 45



SANTA I L



SANTA II



SANTA III



FE3 POSTARZANY 2301 PATYNA CZARNA



F1B POSTARZANY BIAŁY PATYNA BRĄZ



F 21



EFEKT RDZY



BECZKA



BECZKA 0



CARO L



CARO



SZEWCJA




SZWECJA L



EKRA B



HAGA



FALA



F 200



MIEDŹ SZCZOTKOWANA



ŻŁOTO SZCZOTKOWANE



F 108



F 110



F 111



F 112



F 101



F 102



F 103



F 104



F 12



F 13



F 14




F 15




F 113



F 114




EFEKT SPEKAŃ



F 116



F 105




F 1



F 2



F 3



F 16



F 17



F 20



F 21



EFEKT BETONU



F 203




F 201



MANUFATURA



F 4



F 5




F 6



F 7



F 22



F 23



F 24



F 25



ROLETA



3D F 100



3D F 100



3D F 100



F 8




F 9



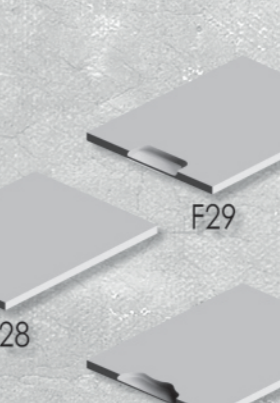
F 10



F 11



F 27



F 29



F 31



F 32